
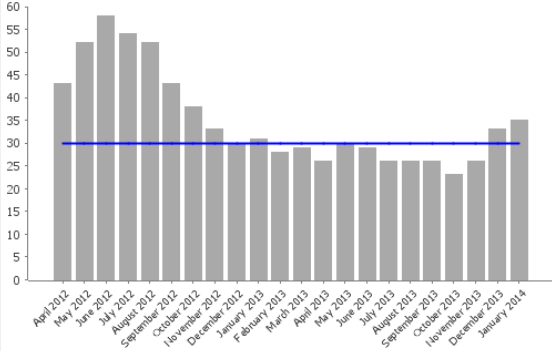


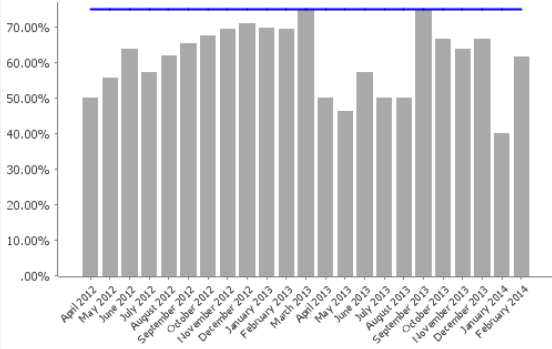


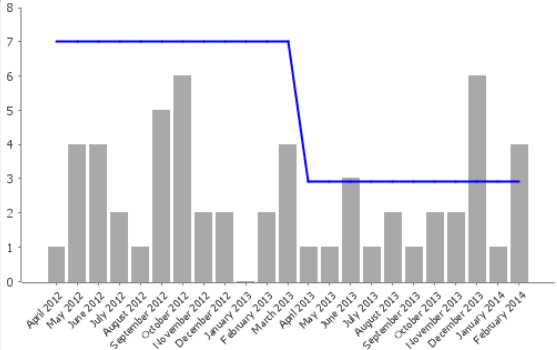


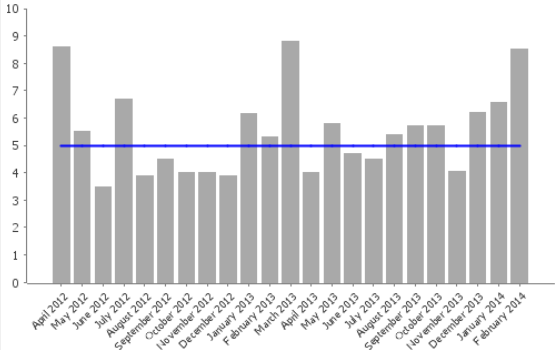




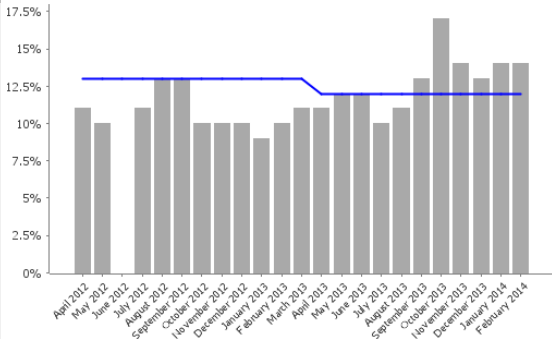


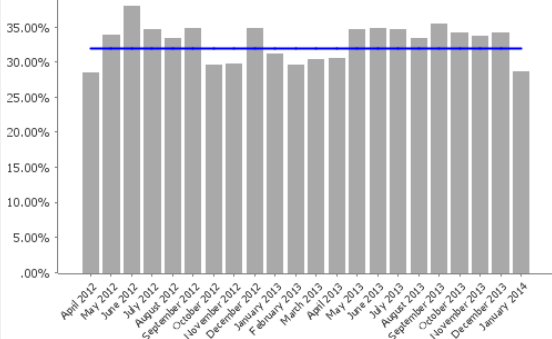

Scrutiny Committee – Performance Data (Data for February 2013)

Code	Short Name	Current Value	Current Target	Current Status	Performance Chart	Cumulative (Year to Date) Performance			Latest Note
						2013/14			
						Value	Target	Status	
LPI HB 001	Average number of days to process Housing Benefit new applications	35	30			28	30		<p>An increase in work load as a proportion of claimants move in and out of temporary work over the Christmas period, coupled with reduced number of working days over the Christmas and New Year period have had a detrimental impact on performance in December and January.</p> <p>Performance for February is expected to return towards the target performance level and processes are being reviewed to ensure the targeted number of days to process new benefit claims is lower than 30 days for the coming year.</p>
LPI DC 009	Percentage of appeals against planning application refusal dismissed	61.54%	75.00%			57.58%	75.00%		<p>Cumulative performance for the year to date is affected by the disappointing figures between April and August.</p> <p>Since September 39 of 63 (62%) planning appeals were dismissed.</p> <p>Decision that result in planning appeals continue to be reviewed to identify any areas where performance could be improved.</p>

Scrutiny Committee – Performance Data (Data for February 2013)

Code	Short Name	Current Value	Current Target	Current Status	Performance Chart	Cumulative (Year to Date) Performance			Latest Note
						2013/14			
						Value	Target	Status	
LPI SH 002	Total number of homelessness acceptances	4	3			24	32		<p>A small increase in the number of applications for homelessness support were recorded in February. However for the year to date just 24 applications have been received which is the lowest number the Council has recorded for the period in question.</p> <p>This is a reflection of the effectiveness of the action the Council takes to prevent homelessness occurring.</p>
LPI Clean 002	Average number of days taken to remove fly tips which the District Council has responsibility to clear	8.5	5			5.6	5		<p>95 fly tips across Sevenoaks District were reported to the Council during February. This is the second highest number of reports within a month for the year to date. The Council is required to investigate each report to determine who is responsible for clearing the fly tip.</p> <p>During February the Council removed 45 fly tips, 47% of the number reported.</p> <p>As a result of the work load the target to clear all fly tips within 5 days was missed.</p>

Scrutiny Committee – Performance Data (Data for February 2013)

Code	Short Name	Current Value	Current Target	Current Status	Performance Chart	Cumulative (Year to Date) Performance			Latest Note
						2013/14			
						Value	Target	Status	
LPI PA 002	Percentage of Penalty Charge Notices cancelled	14%	12%			12.8%	12%		<p>A marginal increase in the number of appeals against penalty charge notices that have resulted in cancellations has occurred in recent months.</p> <p>The reasons for cancelled notices are reviewed and if it is evident that the Council can improve its processes advice and training is provided to the Civil Enforcement Officers.</p>
LPI Waste 001	Percentage of household waste sent for reuse, recycling and composting	28.69%	32.00%			33.37%	32.00%		<p>The most recent available data for this indicator relates to performance in January this year, which was impacted by the flooding experienced across the District.</p> <p>A small proportion of missed collections due to road closures and a fall in the amounts of recycling left out for collection as residents dealt with the impact of flooding in their areas is thought to have contributed to the decline in recycling rates.</p> <p>Recycling rates for the year to date remain above target and monthly performance is anticipated to return towards target levels for the remainder of the year.</p>